

Gator Plus+

Most BLI systems stop at 15°C,
Gator Plus+ runs to 10°C.



Gator Plus+

Membrane proteins, lipid nanodiscs, labile cytokines lose native conformation above certain temperatures. Gator® Plus+ measures the sample at 10°C, opening thermodynamic analysis and alleviating the mass transport artifacts that make K_D measurements inaccurate at higher temperatures.

Key Features



8 parallel channels



10°C–40°C assay temp.
(measured at the sample)



16×16 epitope binning



1× MAX plate (96 biosensors)



40–200 μ L reaction volume

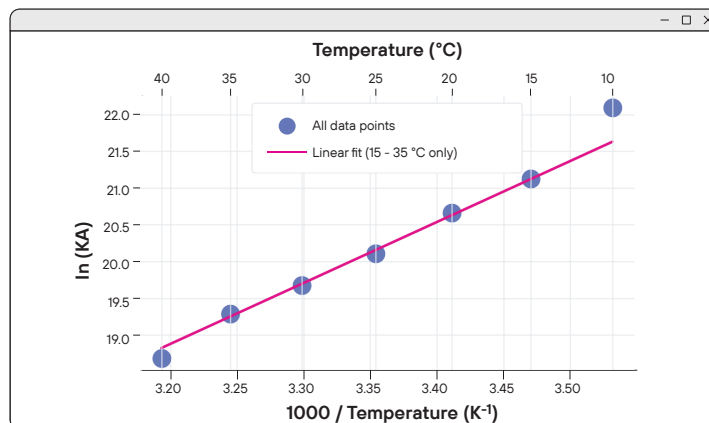
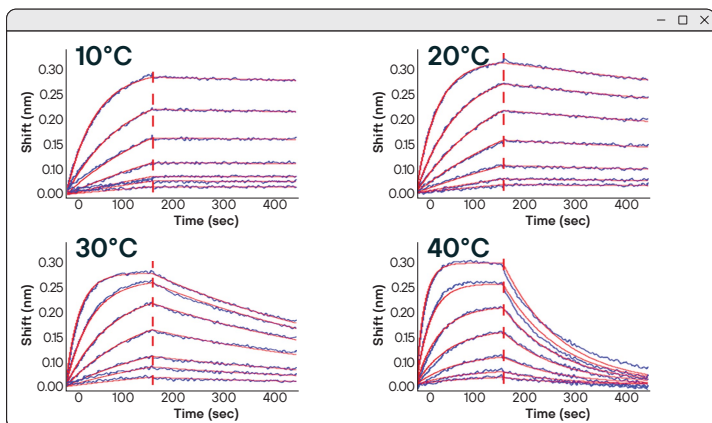


Up to 384 samples in one run



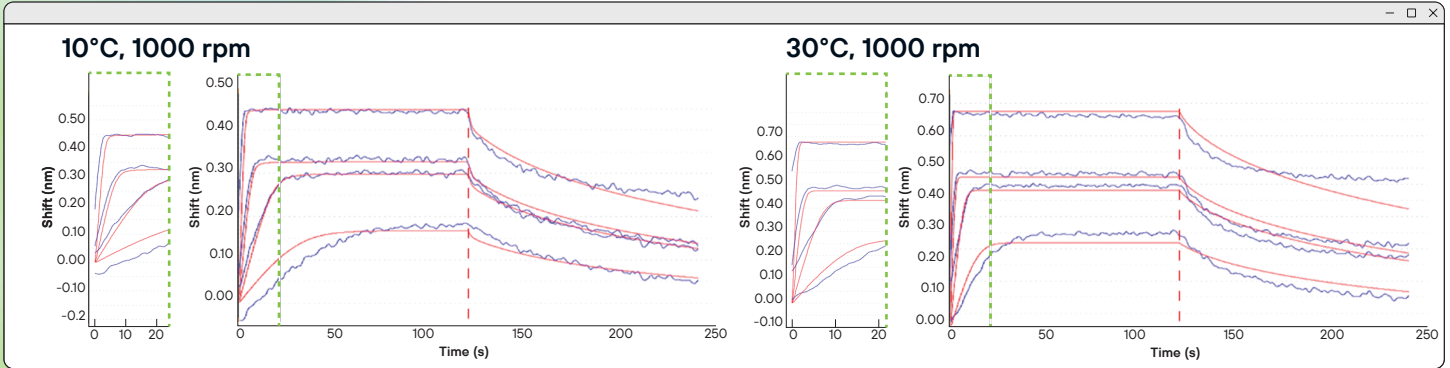
1× 96- or 384-well sample plate

25°C±15°C assay window enables thermodynamic analysis of biomolecular interaction



Binding of PD-1 to immobilized Nivolumab on Gator Plus+ (left) and the derived van 't Hoff plot (right) revealed an enthalpically favorable ($\Delta H \approx -69.0$ kJ mol⁻¹) and entropically unfavorable ($\Delta S \approx -63.7$ J mol⁻¹K⁻¹) binding mode, consistent with structural findings in the literature.

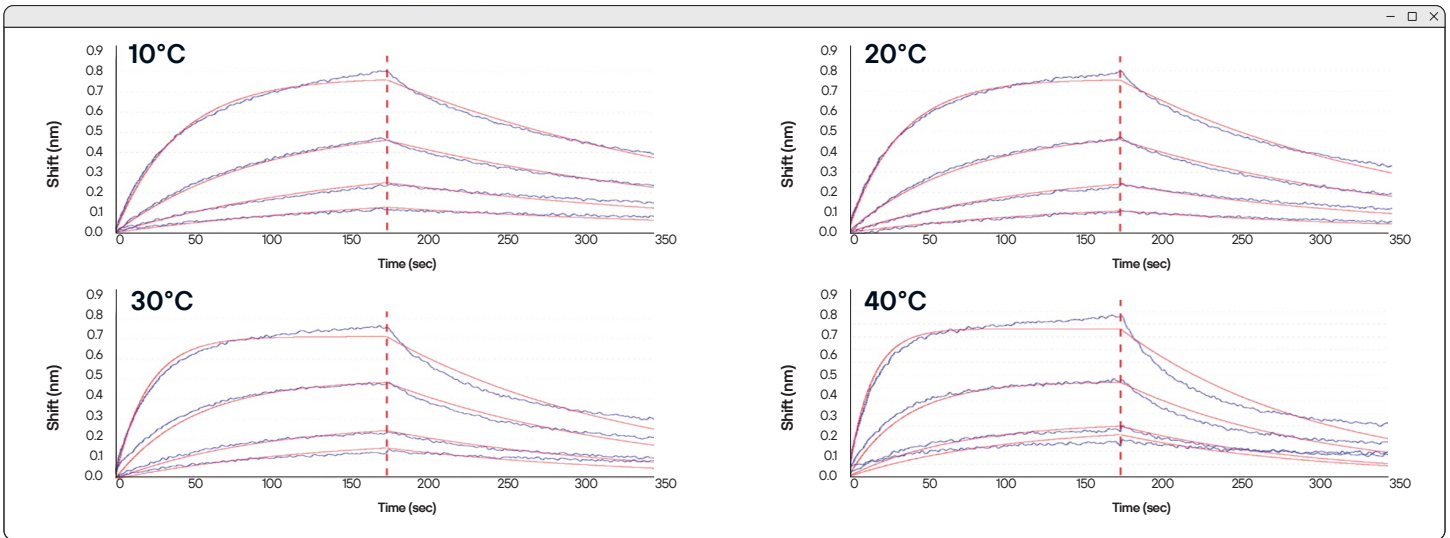
Fast k_{on} model: 10°C assay alleviates mass transport limitation and delivers accurate K_D



Binding of IL2 to immobilized IL2R-alpha on Gator Plus+

Assay Temp. (°C)	Goodness-of-fit (χ^2)	Measured K_D (nM)	Expected K_D (nM)
10	1.5	3.9	2-5
30	4.4	1.1	15-30

Low assay temperature eliminates surface artifacts and improves 1:1 fit



Binding of PD-L1 to immobilized PD-1 on Gator Plus+

Assay Temp. (°C)	Goodness-of-fit (χ^2)
10	1.4
20	1.3
30	3.1
40	4.1

Get in touch with us

EMAIL
info@gatorbio.com

PHONE
1-855-208-0743

GATOR BIO

SHOP NOW

gatorbio.com

